



# PALMETTO WILDLIFE HABITAT

*gardening for wildlife*

JILL HINDMAN

215 Pickens Street  
Columbia, SC 29205  
o 803.256.0670  
f 803.256.0690  
SCWF.ORG

## *wildlife habitat* SHOPPING LIST

- Redbud
- American Beautyberry
- Blueberries
- Oakleaf Hydrangea
- Carolina Allspice
- American Holly
- Passionvine
- Bronze Fennel
- Virginia Sweetspire
- Goldenrod
- Milkweed
- Verbena



This brochure printed by generosity of Duke Energy.

## GETTING STARTED

Disappearing habitat is a problem worldwide. Most endangered species have that status because of habitat loss. Many people feel helpless when it comes to saving the rain forest, but there are so many things that you can do right in your own backyard, and community, to create wildlife habitat and make a big difference.

Follow the simple steps outlined in this brochure, fill out the quick and easy application, and your yard can become CERTIFIED as an official WILDLIFE HABITAT! Then go beyond your backyard and create wildlife habitat at your local park, library, church, school, or business! You can even have your whole COMMUNITY certified by the National Wildlife Federation! Check our website for more details about habitats on school and industry grounds.

## SUSTAINABLE GARDENING:

Homeowners can make small changes that make a big difference, some of which even save time and money.

### 1. STOP USING PESTICIDES

Pesticides not only kill the bad critters, but also poison bees and butterflies, as well as birds and other animals whose diet consists of insects. Exposure to pesticides can also cause great damage to young children.

### 2. PLANT NATIVE PLANTS AND TREES

This re-establishes the natural ecosystem. These plants have already adapted to this climate, and the native wildlife has already adapted to these plants. They are more drought resistant, and generally easier to grow.

### 3. REDUCE OR ELIMINATE FERTILIZER USE

If you must use chemical fertilizers, be sure to closely follow the directions on the bag – using more fertilizer than directed will not help your plants grow any more and will pollute local waterways. Begin a compost pile to create your own organic fertilizer.

### 4. LET ONE TENTH OF YOUR YARD GROW WILD

You will be amazed at what the wind and birds will plant in your yard – wax myrtle, blackberries, Virginia creeper, Eastern red cedar, magnolia, dogwood, native ferns.

### 5. REDUCE THE AMOUNT OF TURF

Turf grass is a high maintenance crop requiring lots of water, fertilizer, and labor with very little wildlife value. Instead you should increase the size and diversity of your flower beds. A diversity of plants attracts a diversity of wildlife.


SOUTH CAROLINA IS

#1

IN THE NATION FOR  
THE NUMBER OF

**CERTIFIED  
WILDLIFE  
HABITATS**

PER CAPITA!



Please help us maintain our ranking by **CERTIFYING YOUR WILDLIFE HABITAT TODAY!**

## COVER:

Your wildlife habitat should provide a variety of cover where animals can hide from weather and predators, plus they can provide possible nesting sites, and food sources like berries and nectar. Each animal has different requirements for cover. Below are some suggestions:

Evergreen trees, shrubs and ground-cover are year-round refuges.

Maintain densely branched, deciduous shrubs and vines for summer cover.

Construct piles of brush, logs, or stone.

Don't rake fallen leaves - this litter provides valuable ground cover.

Create a "mini-meadow." Allow a patch of grass to grow tall in unused corners of your lot.

Water in a pond, stream, or fountain provides a home and escape for amphibians, reptiles, and insects.

## PLACES TO RAISE YOUNG:

Witnessing animal courtship and arrival of new animal families is a most rewarding aspect of your wildlife habitat garden. With ingenuity, you can enhance opportunities for nesting.

Preserve hollow trees for animals such as birds, opossum, and raccoons (secure them for safety). Your native flower garden provides a natural nursery for caterpillars. Rock, log and mulch piles are nesting areas for rabbits, shrews, butterflies, salamanders, and snakes.





### BIRD NESTING BOXES

It is very important to take measures to keep predators away from the nest. Boxes should be mounted on a metal pole so that the entrance hole is 5 feet off the ground. Metal restrictor plates on the front of each box keep predators from enlarging the entrance hole and gaining access to the nest. Restrictor plates can be purchased separately and attached with nails to your own nesting boxes.

### EASTERN BLUEBIRDS

Bluebirds begin looking for nesting sites in South Carolina in early February. Boxes should face the morning sun in an open area, and be at least 100 feet apart. Bluebirds will nest 2 - 3 times during a season, so be sure to clean out nesting material after fledglings have left the nest.






SARA GREEN



BOB JOHNSTON



JUAN BROWN

## FOOD:

One way to provide food is with bird feeders (various heights at least 50 feet apart) with food such as sunflower, niger, proso millet, and cracked corn. Birds also like suet (beef fat) and peanut butter mixed with seeds in a mesh onion bag hung 9 feet above ground.

When choosing your plants, be sure to pick trees bearing nuts and fruits throughout the year. In your garden design, alternate low and high shrub borders that produce berries and fruits and leave openings in shrubs for wildlife paths and fly-ways.

## TREES AND SHRUBS FOR WILDLIFE:

American Holly, *Ilex opaca*

Arrowwood Viburnum, *Viburnum dentatum*

Eastern Red Cedar, *Juniperus virginiana*

American Plum, *Prunus americana*

Paw Paw, *Asimina triloba*

Persimmon, *Diospyros virginiana*

Redbud, *Cercis Canadensis*

Red Buckeye, *Aesculus pavia*

Red Mulberry, *Morus rubra*

Sassafras, *Sassafras albidum*

Service Berry, *Amelanchier arborea*

Titi/Swamp Cyrilla, *Cyrilla racemiflora*

Turkey Oak, *Quercus laevis*

Inkberry Holly, *Ilex glabra*

Oakleaf Hydrangea, *Hydrangea quercifolia*

Dwarf Palmetto, *Sabal minor*

American Beautyberry, *Callicarpa americana*

Carolina Allspice, *Calycanthus floridus*

Sweet Pepperbush, *Clethra alnifolia*

Golden St. Johns Wort, *Hypericum frondosum*

Virginia Sweetspire, *Itea virginica*

Mapleleaf Viburnum, *Viburnum acerfolium*

## WATER:

Your backyard habitat should have many water sources - especially in droughts and hard freezes. A common way to provide water year-round is with a bird bath.

Another creative way to provide year-round water is by building a pond or a stream. The sound of trickling water will attract more birds than anything that you can do in your yard. Interesting plants can be grown in and around the water, and frogs, dragonflies, and turtles, as well as all kinds of birds will be attracted to it.

One way to cater to the creatures that live at ground level, such as amphibians, is with a pie plate, or shallow dish on the ground. You can create a "toad abode", an upside-down cracked flower pot that makes a welcoming shady hide-out for visitors to the water dish.

## BUTTERFLIES:

In each stage of a butterfly's life cycle, they need different types of food. Adult butterflies need nectar from flowers. When the adults lay their eggs, they will only lay them on a certain type of plant - their host plant. Each species of butterfly has a different type of plant that "hosts" the eggs, and subsequently, the caterpillars. Once the caterpillar hatches out, it will begin to eat the leaves and stems of the host plant. **To provide good food sources for butterflies, you need to have nectar plants as well as host plants.**

## NECTAR PLANTS:

Aster spp.  
Azaleas, *Rhododendron* spp.  
Bee Balm, *Monarda* spp.  
Black-eyed Susan, *Rudbeckia hirta*  
Blazing Stars, *Liatris* spp.  
Butterfly-weed, *Asclepias tuberosa*  
Buttonbush, *Cephalanthus occidentalis*  
Cardinal-flower, *Lobelia cardinalis*  
Ceanothus spp.  
Coreopsis spp.  
Goldenrods, *Solidago* spp.  
Ironweed, *Vernonia* spp.  
Joe-pye-weeds, *Eupatorium* spp.  
Milkweeds, *Asclepias* spp.  
Phlox spp.  
Pickerelweed, *Pontederia cordata*  
Purple Coneflower, *Echinacea purpurea*  
Sumacs, *Rhus* spp.  
Sunflowers, *Helianthus* spp.  
Sweet Pepperbush, *Clethra alnifolia*  
Verbena spp.

## caterpillar FOOD SOURCES

American elm	Hackberry
Ash	Hickory
Aspen	Hollyhock
Asters, daisies	Indigo bush
Azaleas	Lespedezas
Basswood	Mallow family
Birch	Maypops,
Black chokeberry	and other passion vines
Blueberry	Milkweeds
Clovers	Oaks
Dill, fennel, parsley	Peas
Dogwood	Spicebush
Dutchman's pipe	Stonecrop
Wooly pipevine	Sweetbay
Virginia snakeroot	Thistles
Gooseberry	Tulip tree
Grasses (including	Verbena
bluegrass, broomsedge,	Violets
switchgrass, river oats,	Wild black cherry
and St. Augustine)	Willow



## CAROLINA FENCE GARDENS:

This landscape design includes a split-rail fence and provides critical habitat elements while also showcasing some South Carolina State Symbols. You can use the enclosed application to have your Carolina Fence Garden designated as a Certified Wildlife Habitat and order a metal sign to post in your garden!



### OFFICIAL SC STATE SYMBOLS TO INCLUDE IN YOUR CAROLINA FENCE GARDEN:



**STATE FLOWER:** Yellow Jessamine can easily be trained across the split-rail fence to form a dense and attractive year-round foliage cover. The showy yellow flowers that bloom in early spring are a first annual source of nectar to many native insects such as butterflies and bees.



**STATE STONE:** Blue Granite adds another aesthetic and official state symbol to your garden. Plus, butterflies will love to bask in the sun on it!



**STATE BIRD:** Carolina Wrens are one of the most common visitors to backyards and readily adapt to man-made nest boxes. Mounted on the fence or on a post nearby, these boxes create a great place for our State Bird to raise young.



**STATE BUTTERFLY:** Eastern Tiger Swallowtails can find nectar from native wildflowers in a mulched bed around your fence.



**STATE GRASS:** Indian Grass (*Sorghastrum nutans*) has flowers that are often visited by bees, and birds love the seeds. The foliage is also often used for grazing by other wildlife.



**STATE WILDFLOWER:** Goldenrod, (*Solidago spp.*) has beautiful flowers that provide nectar for butterflies and bees, and the seeds are eaten by Goldfinches and other birds.

## HUMMINGBIRDS:

Ruby-Throated Hummingbirds visit SC from March until November. You can feed them with a solution of 4 parts water to 1 part sugar, boil it for one minute, let it cool, fill the feeder, and put the remaining solution in the refrigerator. In the summer heat, it is important to replace the solution every 3 to 7 days, because the sugar solution will ferment and make the hummingbirds sick. If you plan to go on a long vacation, it is better to take the feeder down. Better yet, plant native flowers which will provide nectar to eat whether you are there or not!

### NATIVE PLANTS VALUABLE TO HUMMINGBIRDS:

American Plum

Crested Iris

Red Buckeye

Aster

Crossvine

Sweet Pepperbush

Bee Balm (Monarda)

Downy Phlox

Trumpet Creeper

Bottlebrush Buckeye

Fire Pinks

Tulip Poplar

Cardinal Flower

Florida Azalea

Wild Columbine

Columbine

Indian Pinks

Wild Rhododendron

Coral Honeysuckle

Lyreleaf Sage



**TIP:** When buying nectar solution, be sure to buy the clear solution because the red dye has been found to be harmful to hummingbirds.